



Bulbs

ATRIA · SIRIUS · VEGA

USER GUIDE

WELCOME !

This guide includes all the information to make the most out of your SPC smart LED bulb.

EN

GET AN SPC ACCOUNT

Free advantages just one click away.

Before going on reading this manual, we strongly recommend you visiting **www.spc-universe.com**, SO YOU CAN CREATE AN SPC ACCOUNT AND REGISTER YOUR PRODUCT.

By doing this, you will be able to get into SPC universe: an exclusive club where our clients can get incredible offers and discounts and also upgrade or renew their products.

Moreover, **having an account means free access to SPC services**: tablet and smartphone apps, technical support...

This is SPC. A universe in technology.

SPC IoT: “An app for your Smart Home products”

At SPC we believe in practicality and convenience, which is why we've worked hard to create a new app you can control ALL of your **SPC IoT** Smart Home devices from.

INTERACTION BETWEEN DIFFERENT DEVICES AND MORE FUNCTIONALITY

Via our SPC IoT app you'll be able to get your SPC IoT devices to interact creating conditionals.

Do you want your living room light to turn on when your camera detects movement?

Do you want your air conditioning to turn on when the temperature goes up in your room?

Do you want to change the TV channel by speaking to Alexa or Google home?

You'll be able to find out how to do this and a lot more in SPC IoT app's detailed manual.

Get access to technical support on our website **www.spc-universe.com** and download it!

One app for all SPC IOT products



© 2018 Smart Products Connection S.A.

BOX CONTENTS

- SPC Smart LED Light Bulb
- User Manual

CHARACTERISTICS AND DESCRIPTION OF THE DEVICE

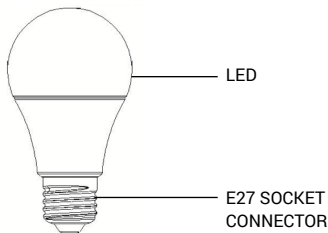
LED WIFI smart light bulb with variable brightness (according to the model), variable light colour (according to model), controllable using the app.

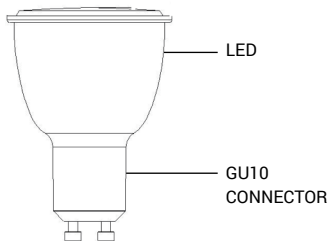
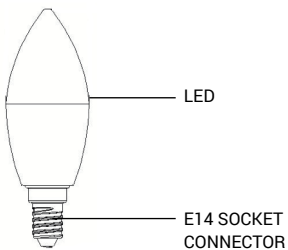
Available models:

- **SKU. 6101B SPC Sirius 470** (470 lumens, E27 connector, 6W LED/40W equivalent, RGB+WHITE, W2700K)
- **SKU.6102B SPC Atria 800** (800 lumens, E27 connector, 9W LED/60W equivalent, WHITE 2700K, adjustable brightness)
- **SKU.6103B SPC Sirius 1050** (1050 lumens, E27 connector, 10W LED/75W equivalent, RGB+WHITE, W2700K)

- **SKU.6104B SPC Vega 1050** (1050 lumens, E27 connector, 10W LED/75W equivalent, 2700-3500K, adjustable light temperature)
- **SKU.6105B SPC Sirius 380** (380 lumens, GU10 connector, 4.5W LED/35W equivalent, RGB+WHITE, W2700K)
- **SKU.6106B SPC Vega 380** (380 lumens, GU10 connector, 4.5W LED/35W equivalent, 2700-6500K, adjustable light temperature)
- **SKU.6107B SPC Sirius 350** (350 lumens, E14 connector, 4.5W LED/25W equivalent, RGB+WHITE, W2700K)

LOCATION OF CONTROLS





BULB USAGE

CONNECTING THE BULB

EN

Remove the previous bulb from the light bulb socket and screw in the bulb you want to install. To connect GU10 bulbs, insert the connector into the bulb socket and turn the bulb a quarter turn in a clockwise direction.

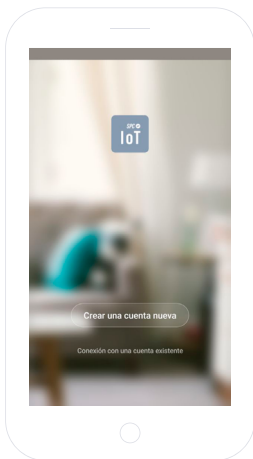
DOWNLOAD THE SPC IoT APP FROM THE APPLE STORE OR PLAY STORE

Look in the market for the **SPC IoT** app, download and install it. Or if you prefer, scan the QR code through which you'll access our website where you'll find the links to your market. Download and install the app.

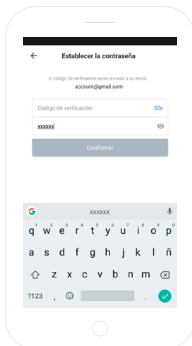
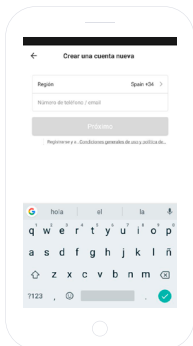


CREATE AN ACCOUNT

The first time you open the **SPC IoT** app, you'll have to create an account.

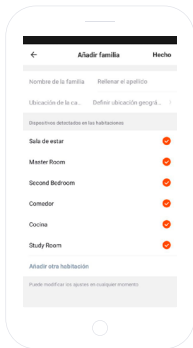
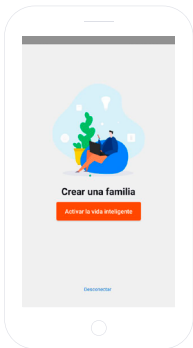


- Enter your geographical region and telephone number or e-mail address.
- You'll receive a security code by SMS or email (depending on the data you've provided). Enter it into the corresponding box.
- Enter a password that's between 6 and 20 characters which contains numbers and characters.



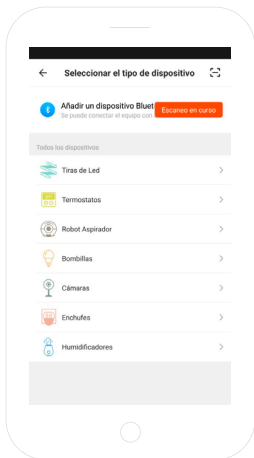
CREATE YOUR FAMILY AND THE ROOMS IN YOUR HOME

- Assign your family a name.
- Select the rooms you want to be visible.



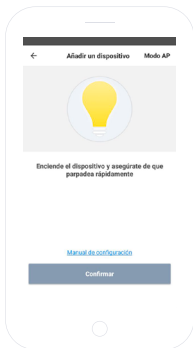
ADD A DEVICE

- Chose the type of product you want to add, in this case, **“Light Bulbs”**.

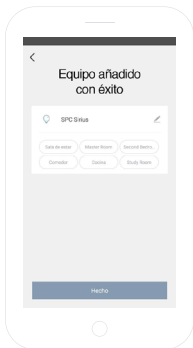
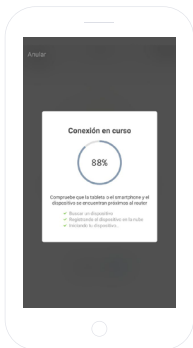


SYNC YOUR DEVICE WITH THE SPC IoT APP

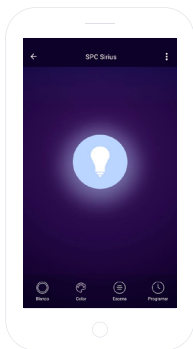
- To put your light bulb into search mode: turn off and then turn on the switch for the bulb 3 times in a row. The bulb will start to flash quickly (twice a second).
- Selection the “**Confirm**” option in the app.



- Enter the WIFI password for your house or select the network if you're not connected.
- You'll see a progress indicator showing a percentage, after a few seconds your light bulb will be added correctly. If you are unable to synchronise your light bulb repeat the process again.



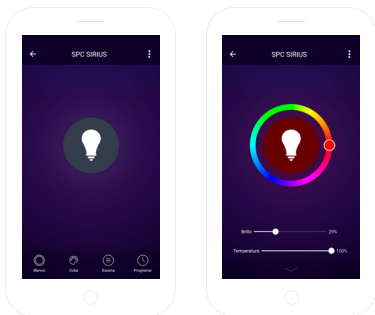
Now you'll be able to access the controls and functions for the bulb, even when you're away from home.



CONTROL PANEL

Depending on the model of light bulb you have, you'll be able to control its various functions as well as turn the bulb on and off:

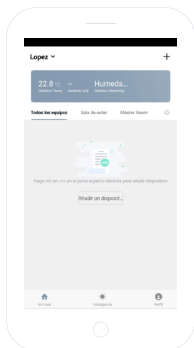
- **White:** You'll be able to adjust the brightness
- **Colour:** Select the colour
- **Scene:** Light scene presets
- **Temperature:** Adjust the warmth of the white light
- **Program:** Program the turning on and the settings for the bulb



SHARE THE DEVICE

If you want to share one of the **SPC IoT** devices with a family member:

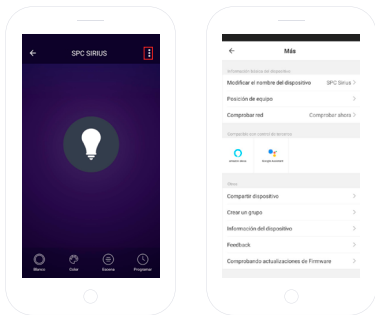
Go to the device you want to share's control panel from the added devices panel.



Select the option more settings and the options in the upper right hand corner of the control panel.

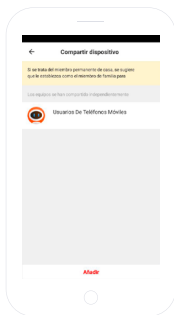
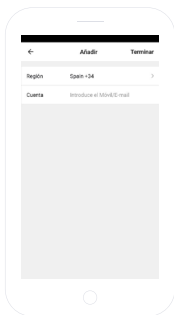
EN

Select the function **“Share device”**.





Enter the telephone number or email account of the person you want to share the device with.



MINIMUM REQUIREMENTS:

To use the service from a smartphone, tablet or iPad, the minimum requirements are as follows:

- Android 4.0 or higher
- iOS8.02 or higher

Copyright © 2018 SPC

www.spc-universe.com

The information that this guide contains cannot be transmitted, played or distributed in any case without the written authorization of SPC.

COMERCIAL BRANDNAMES

SPC is a registered brandname of **Smart Products Connection S.A.**

NOTE: SPC reserves the right to modify at any time the information in this guide, which was developed with the greatest care, although all the information and recommendations contained here do not constitute any type of guarantee whatsoever.



spc-universe.com

